

Webinar information

- **Software:** Adobe Connect
- **Digitale Transformation (1. Termin: 03.11., 12:15-13:45 Uhr)**
 - **Link:** <https://webconf.vc.dfn.de/dtexercise/>
 - **Roomcode:** dtexercise21
- **Cases of Digital Transformation (1. Termin: 06.11, 14-20 Uhr)**
 - **Link:** <https://webconf.vc.dfn.de/casesofdt/>
 - **Roomcode:** casesofdt21

- **Access via recommended browser:**



Google
Chrome



Internet
Explorer



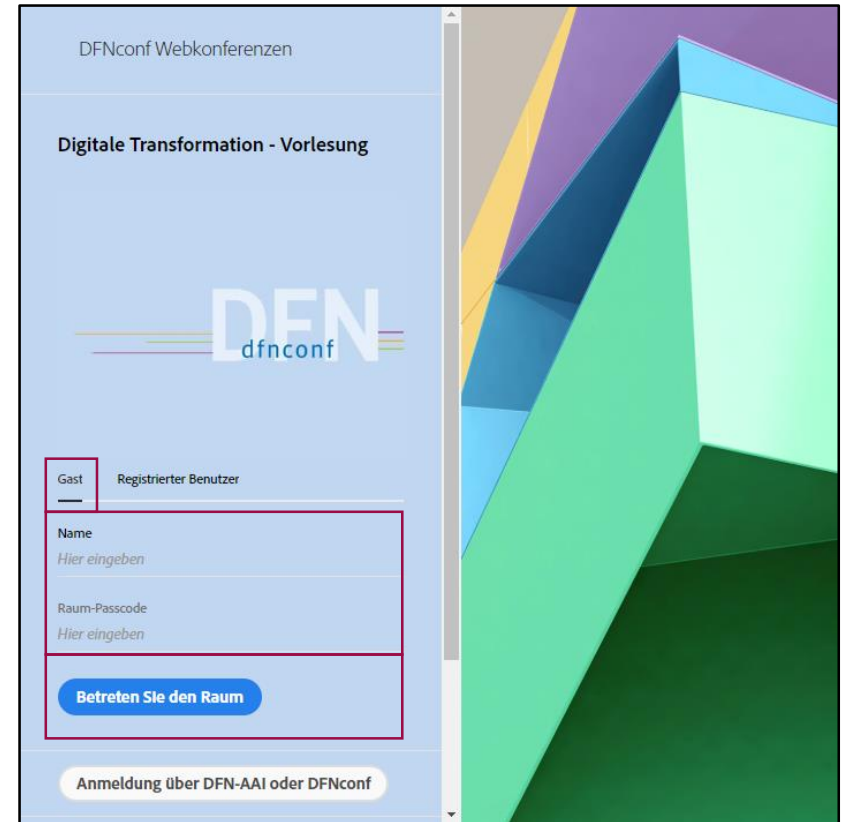
- **or through desktop app, download under:**

- Windows: <http://www.adobe.com/go/Connectsetup>
- Mac: <http://www.adobe.com/go/ConnectSetupMac>

Webinar information

Access through browser (1/2):

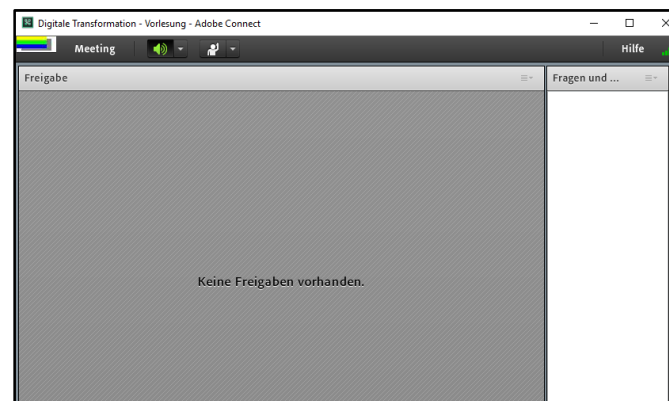
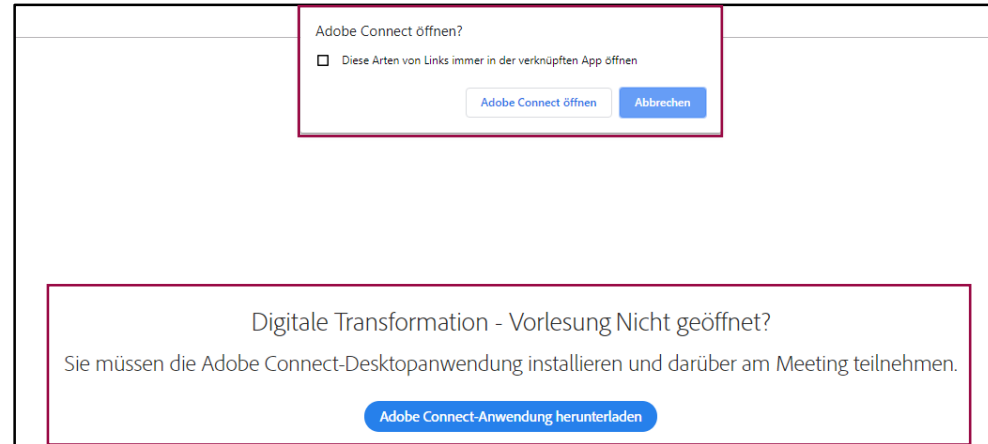
1. Enter link in browser
2. Choose guest login
3. Enter your name
4. Enter room-passcode
5. Join the webinar room



Webinar information

Access through browser (2/2):

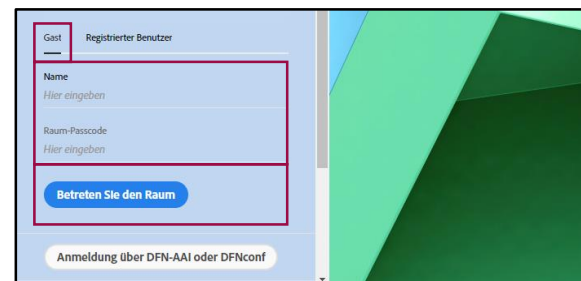
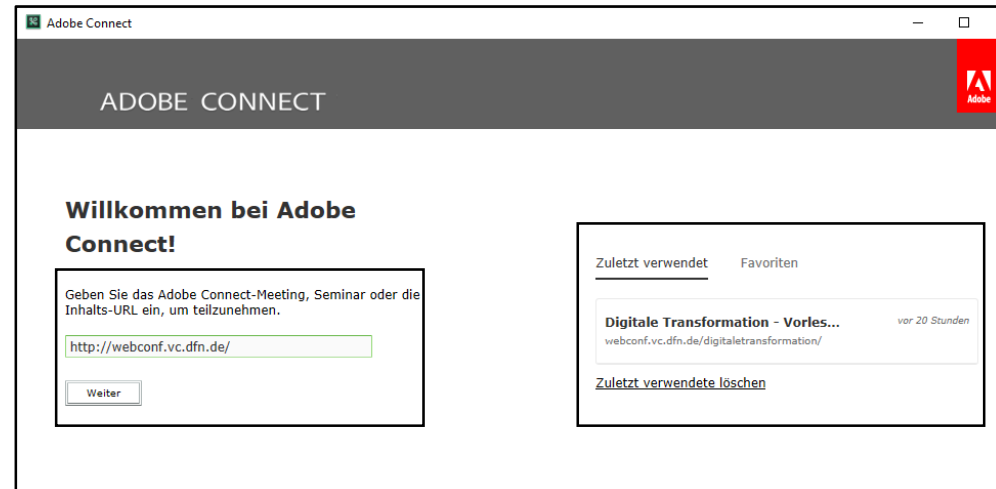
6. Download and install Adobe Connect App
7. Click on „Adobe Connect öffnen“
8. Adobe Connect App opens up and you join the lecture



Webinar information

Access directly through Desktop App:

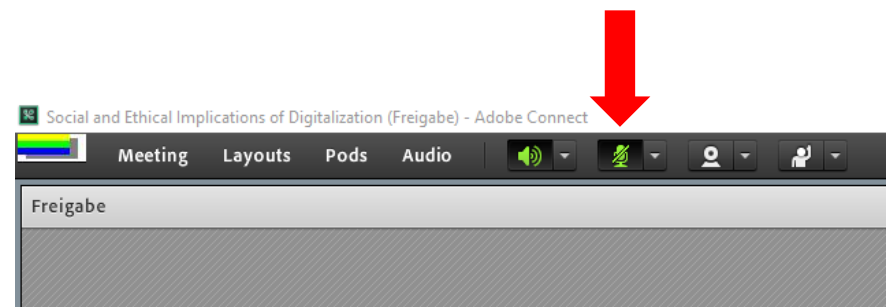
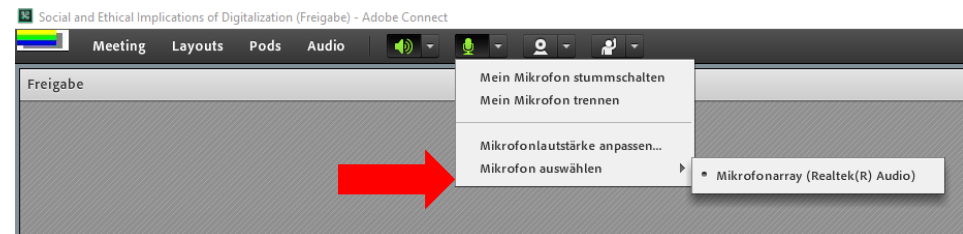
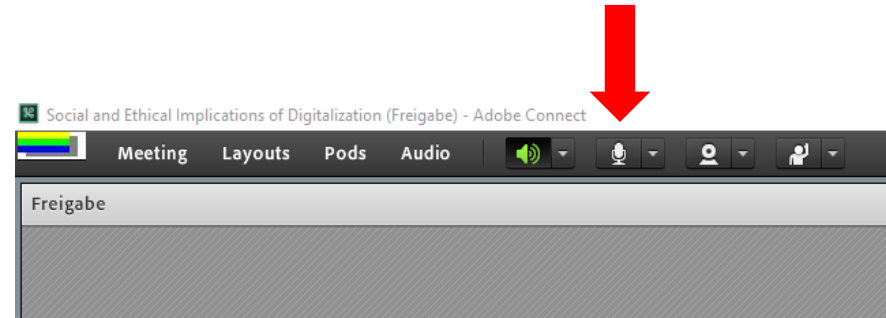
1. Run the Adobe Connect Desktop App
2. Enter the webinar link
3. or click the webinar details from the last attended lecture
4. Similar to browser access you need to choose guest, enter name & passcode, and join the room



Webinar information

Activating microphone functionalities:

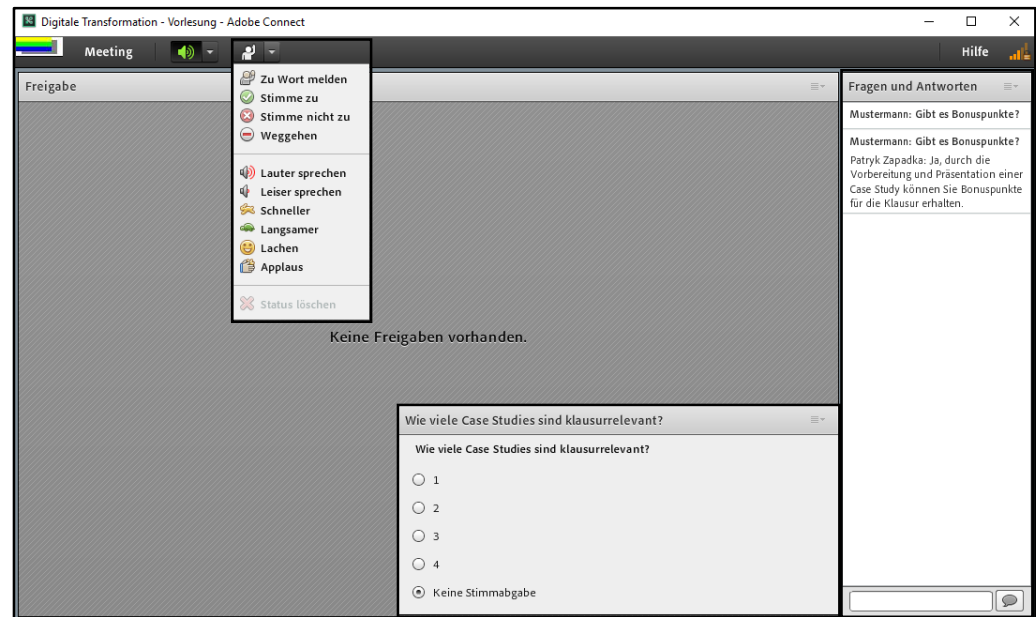
1. Clicking on the microphone symbol activates ability to speak
2. By clicking on the dropdown menu (on the right) you can select a microphone source
3. By once again clicking on the symbol, you mute the microphone



Webinar information

Further student participation features:

- Asking questions through chat or request to speak
- Giving feedback (volume, speed, applaud)
- Surveys (e.g. multiple choice, short answers)



Webinar information

IMPORTANT REMINDERS !

1. Install the software **before** the lecture and **try it out!** If any problems occur and Google doesn't help, contact marius.biedebach@uni-kassel.de
2. Use **headset** for listening and **echo-free speaking** during the class.
3. If the program or connection does not work or gets disturbed, **do not panic**. All lectures will be recorded and provided afterwards through [Moodle](#).

